

Being Smart, Staying Safe Online

A Lesson Plan from Rights, Respect, Responsibility: A K-12 Curriculum

Fostering respect and responsibility through age-

Being Smart, Staying Safe Online

*A Lesson Plan from Rights, Respect,
Responsibility: A K-12 Curriculum*

Homework: Staying Safe Online

Name: _____

Date: _____

Instructions: Watch the video, “Being Safe Online” available here: <https://www.youtube.com/watch?v=MB5VDIebMd8> as a review of today’s lesson. Then, create “Stay Safe Online!” posters to teach other students about the pros and cons about online communication. You can refer to their Internet Traffic Light Student Handout, and include one or more of the tips in your poster



Take Three



Name(s) _____

Class _____

Date _____

Directions

Read the article and answer the questions. Write your answers in the spaces provided.

Opportunities

Pitfalls

Class

Ob

Randy

(network sites
Facebook)

Socia
(

Aseal

Texting and video
chatting (Skype)



Teacher Instructions

After reading the passage, students will be asked to discuss the text and answer the questions. The teacher should facilitate a discussion about the text and the questions. The teacher should also provide feedback and support to the students.

Internet Safety Tip

When you meet someone online, be sure to ask yourself the following questions:

If you develop a friendship with someone online, be sure to ask yourself the following questions:

- Have I felt pressured by this person to do anything?
- Do I feel uncomfortable talking to someone when I talk to this person?



without taking a parent or guardian along.

When you meet someone online, be sure to ask yourself the following questions: If you develop a friendship with someone online, be sure to ask yourself the following questions:

Directions


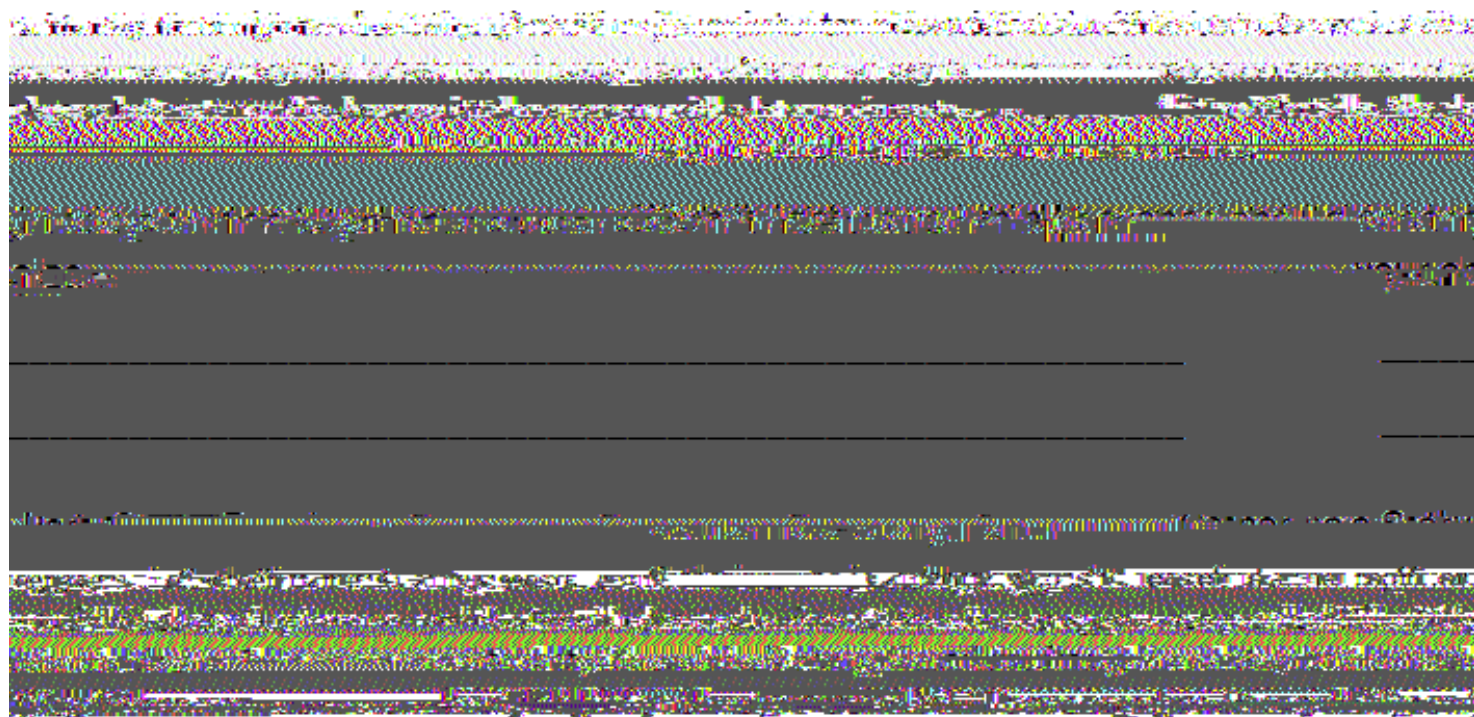
Directions

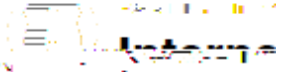
After reading the passage, students will be asked to discuss the text and answer the questions. The teacher should facilitate a discussion about the text and the questions. The teacher should also provide feedback and support to the students.





Keychain Story





Traffic Light

Linea's Story

Linea's story is a story of a young girl who is very curious and loves to learn. She is always asking questions and trying to understand the world around her.

One day, she was playing in the park and saw a traffic light. She was very curious and wanted to know what it was for. She asked her mother and she told her that it was to help cars and trucks know when to stop and when to go.

Linea was very happy to learn and she decided to draw a picture of a traffic light. She drew a red light, a yellow light, and a green light. She was very proud of her drawing.

She showed her drawing to her mother and she was very happy. She told her that it was a very good drawing and that she was very smart. Linea was very happy and she knew that she had learned something new.

Linea's story is a story of a young girl who is very curious and loves to learn. She is always asking questions and trying to understand the world around her.

One day, she was playing in the park and saw a traffic light. She was very curious and wanted to know what it was for. She asked her mother and she told her that it was to help cars and trucks know when to stop and when to go.

Linea was very happy to learn and she decided to draw a picture of a traffic light. She drew a red light, a yellow light, and a green light. She was very proud of her drawing.

She showed her drawing to her mother and she was very happy. She told her that it was a very good drawing and that she was very smart. Linea was very happy and she knew that she had learned something new.

Linea's story is a story of a young girl who is very curious and loves to learn. She is always asking questions and trying to understand the world around her.



Mathical Questions: What is the area of a square with side length 5? How many sides does a hexagon have?

These are some math questions that you can try to solve. Remember to use your brain and think carefully.

Cather's Story, Part 1

Cather's story is a story of a young girl who is very curious and loves to learn. She is always asking questions and trying to understand the world around her.

One day, she was playing in the park and saw a traffic light. She was very curious and wanted to know what it was for. She asked her mother and she told her that it was to help cars and trucks know when to stop and when to go.



Safe Online Talk

The term “online predator” often conjures up the image of a creepy older man at a computer screen waiting to

seduce a child.

In the 1990s, John S. Hagan was the first to use the term “online predator” to describe

an online predator who

issues with them.

before sending

all created with anyone they desire to have on their site. It is very important to be aware of all

h About Risky Online Relationships

The truth

with internet, and to do so

is that many of the most serious threats to children's safety are

that are not as obvious as they seem. It is important to be aware of all

online, to make it a safe place for your child.

A teen is more likely to be seduced

regularly, and more often, by a stranger who is not a predator.

It is important to be aware of all

it is important to be aware of all

it is important to be aware of all


it is important to be aware of all

it is important to be aware of all

it is important to be aware of all

it is important to be aware of all

"not as rich" to "very rich" as reflected in the chart below:



... targets are usually. In the most extreme cases of online solicitation... those involving elder adults and teen

and counselors for support.

Teaching Strategies for Sensitive Topics

Supportive Resources

Provide Support

...to conversations about relationships in different ways. Consider including the following resources in your lessons:

[The Power of Positive Relationships](#) (www.powerofpositiverelationships.org) is a free, evidence-based, online program that provides a safe space for students to explore their feelings and experiences related to relationships. The program includes a variety of activities and resources that can be used in the classroom or at home.

[Relationships 101](#) (www.relationships101.org) is a free, evidence-based, online program that provides a safe space for students to explore their feelings and experiences related to relationships. The program includes a variety of activities and resources that can be used in the classroom or at home.

You may wish to share the following Web resource with teens:

Talking to Parents
Send home the **Safe Online Talk Family Tip Sheet**.

Research

The following research is available for educators and parents. It is intended to provide information and resources that can be used to support students and families in their efforts to address sensitive topics.

[Talking to Parents](#) (www.talkingtoparents.com) is a free, evidence-based, online program that provides a safe space for students to explore their feelings and experiences related to relationships. The program includes a variety of activities and resources that can be used in the classroom or at home.

[Talking to Parents](#) (www.talkingtoparents.com) is a free, evidence-based, online program that provides a safe space for students to explore their feelings and experiences related to relationships. The program includes a variety of activities and resources that can be used in the classroom or at home.

[Talking to Parents](#) (www.talkingtoparents.com) is a free, evidence-based, online program that provides a safe space for students to explore their feelings and experiences related to relationships. The program includes a variety of activities and resources that can be used in the classroom or at home.